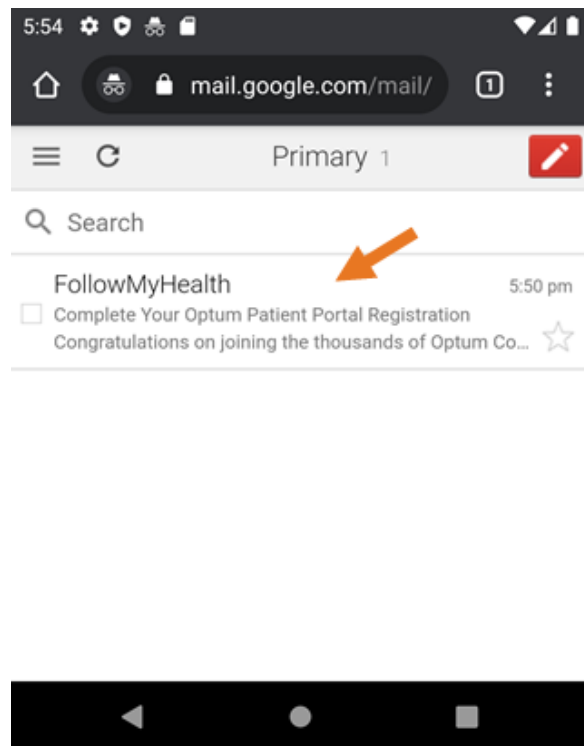

Register for FMH Patient Portal - Android

****Before starting, make sure you have the most up to date operating system on your Android Device.**

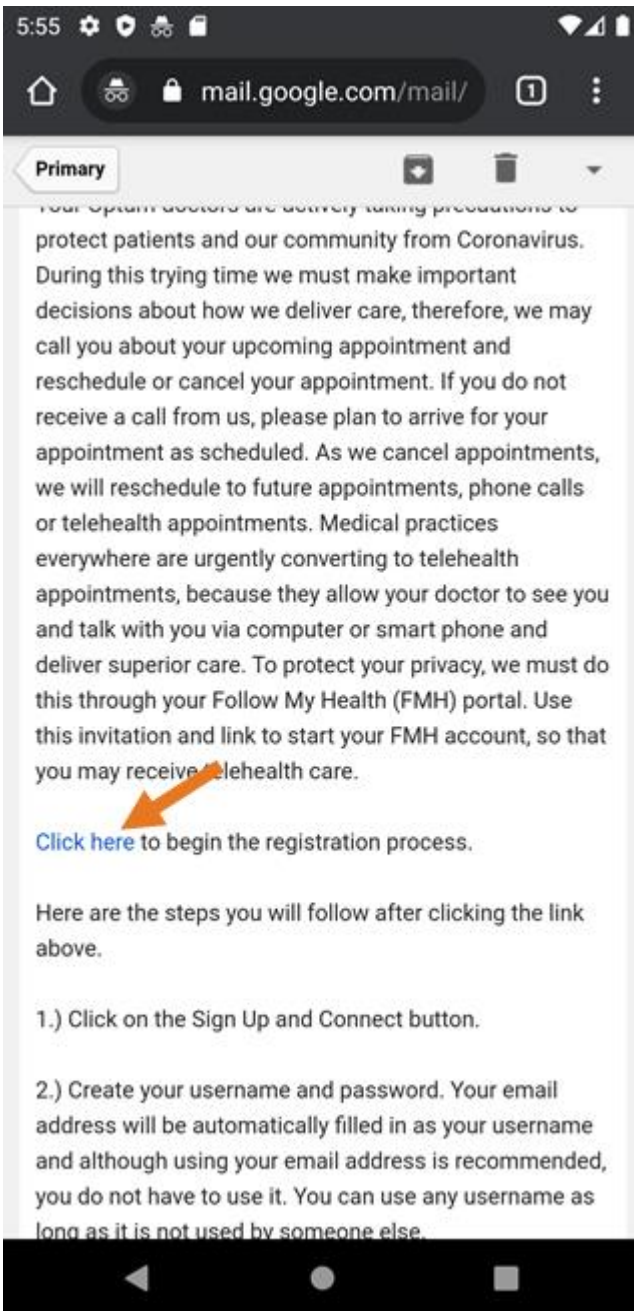
Step 1: Open email.

Step 2: Click on email received from FollowMyHealth.



Step 3: Click **Click here** to begin registration process.

Optum[®] and OptumCare[®] are trademarks of Optum, Inc. All other trademarks are the property of their respective owners. Because we are continuously improving our products and services, Optum reserves the right to change specifications without prior notice. Optum is an equal opportunity employer.



Step 4: Click **Sign Up and Connect**.

Optum[®] and OptumCare[®] are trademarks of Optum, Inc. All other trademarks are the property of their respective owners. Because we are continuously improving our products and services, Optum reserves the right to change specifications without prior notice. Optum is an equal opportunity employer.



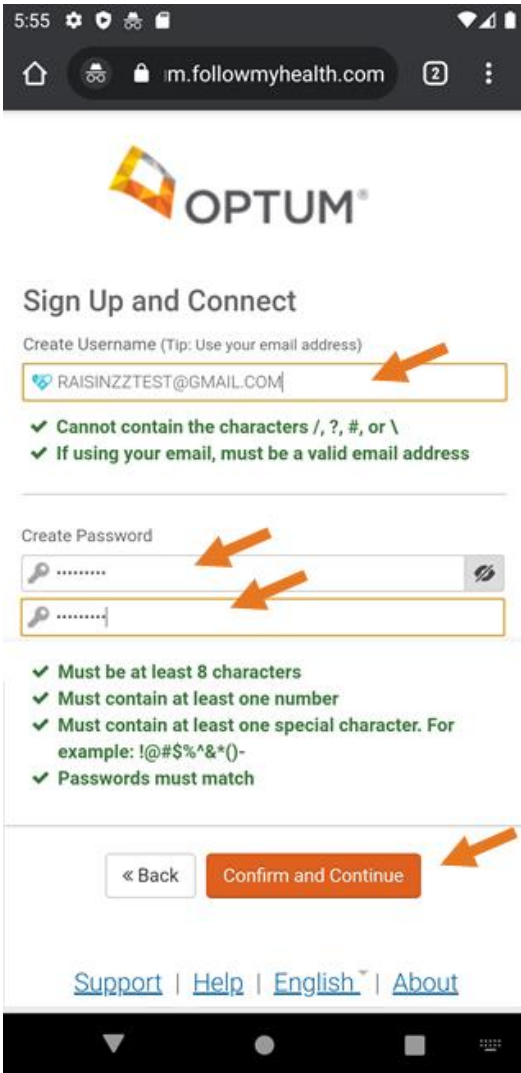
Step 5: Create **Username**.

Step 6: Create **Password**.

Step 7: Confirm **Password**.

Step 8: Click **Confirm and Continue**.

Optum[®] and OptumCare[®] are trademarks of Optum, Inc. All other trademarks are the property of their respective owners. Because we are continuously improving our products and services, Optum reserves the right to change specifications without prior notice. Optum is an equal opportunity employer.



5:55 m.followmyhealth.com

OPTUM®

Sign Up and Connect

Create Username (Tip: Use your email address)

RAISINZZTEST@GMAIL.COM

- ✓ Cannot contain the characters /, ?, #, or \
- ✓ If using your email, must be a valid email address

Create Password

.....

.....

- ✓ Must be at least 8 characters
- ✓ Must contain at least one number
- ✓ Must contain at least one special character. For example: !@#\$%^&*()-
- ✓ Passwords must match

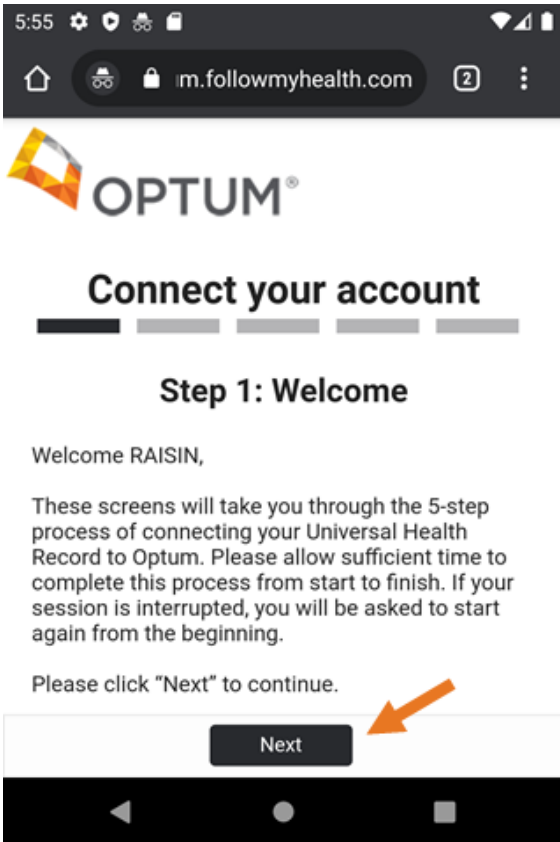
« Back Confirm and Continue

[Support](#) | [Help](#) | [English™](#) | [About](#)

Step 9: Follow next steps to complete registration and connect your health record to Optum.

Step 10: Click **Next**.

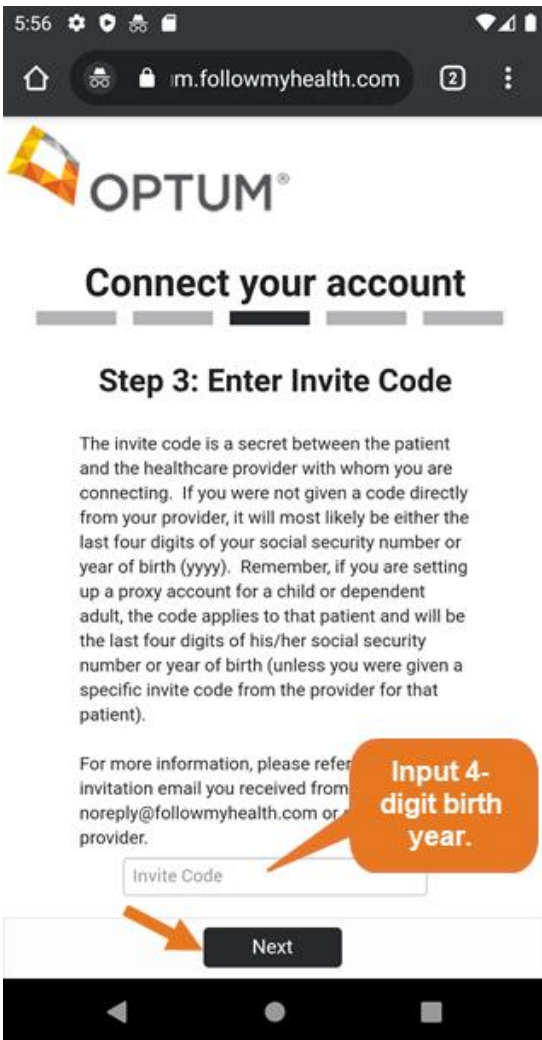
Optum® and OptumCare® are trademarks of Optum, Inc. All other trademarks are the property of their respective owners. Because we are continuously improving our products and services, Optum reserves the right to change specifications without prior notice. Optum is an equal opportunity employer.



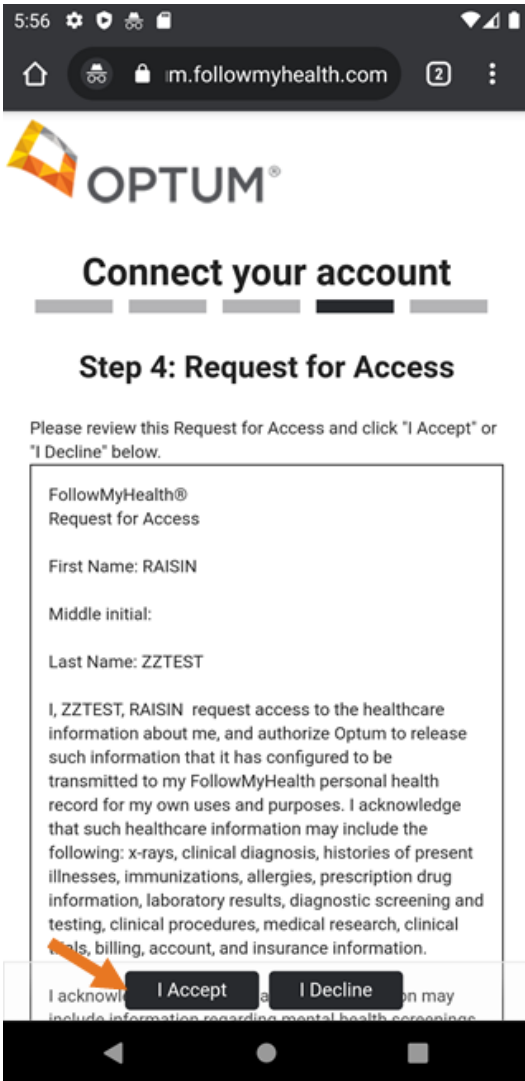
Step 11: Review **Terms of Service** and click **I Accept**.



Step 12: Enter invite code, which will be your 4-digit birth year and click **Next**.




Step 13: Review **Request for Access** and click **I Accept**.

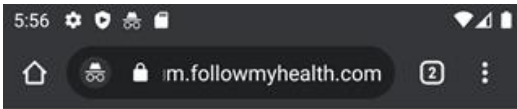


Step 14: Your health record will then begin to upload to your FollowMyHealth patient portal.

Optum® and OptumCare® are trademarks of Optum, Inc. All other trademarks are the property of their respective owners. Because we are continuously improving our products and services, Optum reserves the right to change specifications without prior notice. Optum is an equal opportunity employer.



Step 15: Click the FMH app icon to open FMH Patient Portal through application on the phone.



Click here to launch the application:



- or -



[Support](#) | [Help](#) | [English™](#) | [About](#)

Powered by FollowMyHealth®
[New Privacy Policy \(updated November 13, 2019\)](#)
© 2016 Allscripts Healthcare, LLC.
[All rights reserved](#)
[New Terms of Use \(updated November 13, 2019\)](#)



Optum® and OptumCare® are trademarks of Optum, Inc. All other trademarks are the property of their respective owners. Because we are continuously improving our products and services, Optum reserves the right to change specifications without prior notice. Optum is an equal opportunity employer.